

SECTION	SUBJECT
FCF ADVANCEMENT	SCOUT APPLICATION

### Scout Application – Sectional, Chapter, Territorial, National

This application is to be used to submit your name to be considered for Sectional Scout / Assistant, Chapter Scout / Assistant, and Territorial Scout / National Scout.

**This application should be mailed to your Chapter President or Territorial Representative**  
**Postmarked 30 days prior to the scout testing to be eligible to be selected as scout.**

Date: \_\_\_\_\_ FCF Name: \_\_\_\_\_  
Name: \_\_\_\_\_ Age: \_\_\_\_\_  
Address: \_\_\_\_\_  
City: \_\_\_\_\_ State: \_\_\_\_\_ Zip: \_\_\_\_\_  
Email Address: \_\_\_\_\_  
Church: \_\_\_\_\_ Section: \_\_\_\_\_ Outpost #: \_\_\_\_\_

Is your Outpost Currently Chartered? ☐ Yes ☐ No

Level applying for: ☐ Sectional ☐ Chapter ☐ Territorial/National

#### 1. FCF Advancement

☐ Frontiersmen ☐ Buckskin ☐ Wilderness

#### 2. Trappers Brigade

☐ Company Trapper ☐ Bourgeois ☐ Free Trapper # \_\_\_\_\_  
☐ Pathfinder ☐ Bronze ☐ Silver ☐ Gold

#### 3. Royal Rangers Advancement

☐ Adventure Bronze ☐ Adventure Silver ☐ Adventure Gold  
☐ E1 Award ☐ E2 Award ☐ E3 Award  
☐ Gold Medal of Achievement ☐ GMA w/Merit ☐ GMA w/ Honor

#### 4. Junior Leadership Development *(Check all Junior Training events you have attended)*

☐ RTC ☐ JTC ☐ AJTC ☐ BAC ☐ CAC ☐ WSAC ☐ AAC  
☐ MAC ☐ SAC ☐ SSAC ☐ Junior Academy ☐ Trail of the Saber Medal

#### 5. Outpost Leadership -What leadership positions have you held in your outpost?

☐ Asst Patrol Leader ☐ Patrol Leader ☐ Asst. Sr. Patrol Leader ☐ Sr. Patrol Leader ☐ Jr. Commander  
☐ Outpost Scout ☐ Communications Spec. ☐ Historian ☐ Chaplains Aide ☐ Gear Manager

What position do you presently hold in the outpost? \_\_\_\_\_

#### 6. Events *(Check all that you have attended in the last 12 months)*

☐ National Camporama ☐ National Rendezvous ☐ Territorial Rendezvous ☐ Camporee / Powwow  
☐ Chapter Trace ☐ Frontier Adventure ☐ Winter Trace ☐ Primitive Trek ☐ FCF Business Meeting

- List any sports, clubs, or special activities you participate in at school or other venues.

\_\_\_\_\_

- Please list any hobbies or musical activities you are involved in.

\_\_\_\_\_

SECTION	SUBJECT
FCF ADVANCEMENT	SCOUT APPLICATION

## Personal Commitment

I realize the importance of displaying integrity, respect, and courtesy in my personal life, social media, my outpost and at Royal Ranger events that I may attend as a scout. I will strive to display Christian character in all areas of my life, understanding that I represent the Royal Rangers Ministries during my term as scout.

<hr style="border: 0; border-top: 1px solid black; margin-bottom: 5px;"/> <i>Candidate's Signature</i>	<hr style="border: 0; border-top: 1px solid black; margin-bottom: 5px;"/> <i>Date</i>
<hr style="border: 0; border-top: 1px solid black; margin-bottom: 5px;"/> <i>Signature of Parent/Guardian</i>	<hr style="border: 0; border-top: 1px solid black; margin-bottom: 5px;"/> <i>Date</i>

## Endorsements

**After completing the application, you must get your outpost coordinator's and pastor's approval. You will also need to distribute and collect the Personal Reference forms.**

<hr style="border: 0; border-top: 1px solid black; margin-bottom: 5px;"/> <i>Outpost Coordinator's Signature</i>	<hr style="border: 0; border-top: 1px solid black; margin-bottom: 5px;"/> <i>Date</i>
--	---

If 18, please verify the below statement before signing. If a minor, there is no need for the youth worker's screening form. However, the application still requires the pastor's signature.

I am personally acquainted with the applicant, and in my opinion he is a competent and qualified youth worker. I know of no facts or allegations that raise any questions concerning his suitability for working with minors in any Royal Rangers activity. The church has on file the applicant's youth worker's screening form.

<hr style="border: 0; border-top: 1px solid black; margin-bottom: 5px;"/> <i>Pastor's Signature</i> <small>(Lead, Associate, Children's, Youth, or Board Member)</small>	<hr style="border: 0; border-top: 1px solid black; margin-bottom: 5px;"/> <i>Date</i>
---	---

---



---

### ***Endorsement for Territorial/National selections ONLY***

I verify that the above named scout candidate is an active member of our chapter.

<hr style="border: 0; border-top: 1px solid black; margin-bottom: 5px;"/> <i>Chapter FCF President Signature</i>	<hr style="border: 0; border-top: 1px solid black; margin-bottom: 5px;"/> <i>Date</i>
--	---

---

This application will be retained indefinitely in the national Royal Rangers office in electronic format.



## FRONTIERSMEN CAMPING FELLOWSHIP OFFICER PROCEDURES AND GUIDELINES



SECTION	SUBJECT
8.18 FORMS	PERSONAL REFERENCE FORM

### FRONTIERSMEN CAMPING FELLOWSHIP SCOUT OR JUNIOR FIELD ADVISOR

This form is required when applying for FCF Scout or JFA at any level. In order to gain a clearer picture of the individual applying, this reference page should be given to **three** individuals making the character references. Follow the guidelines below for those references. Family members are **not eligible** to complete the reference form.

- ☐ One Royal Rangers leader **OR** pastor  
☐ Two other adults outside the church—teachers, coaches, employers, etc.

Applicant Name: \_\_\_\_\_

This young man is applying for a leadership role in the Frontiersmen Camping Fellowship. FCF is part of the Royal Rangers ministry, which is a mentoring program for future men that will provide Christlike character formation and servant leadership development for boys and young men in a highly relational and fun environment. FCF members portray the undaunted courage and determination of the American frontiersmen on which its lore is based by using pre-1840 period camping skills, gear, and outfits as tools in developing mentorship, leadership skills, and spiritual advancement. The mission of FCF is to develop a spirit of servanthood among its members to give of their time and energy.

Please rate the applicant on the following items (1 is low; 5 is high). You are welcome to add brief comments where appropriate.

	Low 1	2	3	4	High 5
Is the applicant a positive role model?	<input type="checkbox"/>	<input type="checkbox"/>	<input type="checkbox"/>	<input type="checkbox"/>	<input type="checkbox"/>
Does the applicant have good communication skills?	<input type="checkbox"/>	<input type="checkbox"/>	<input type="checkbox"/>	<input type="checkbox"/>	<input type="checkbox"/>
Does the applicant demonstrate leadership ability?	<input type="checkbox"/>	<input type="checkbox"/>	<input type="checkbox"/>	<input type="checkbox"/>	<input type="checkbox"/>
Is the applicant enthusiastic and motivated?	<input type="checkbox"/>	<input type="checkbox"/>	<input type="checkbox"/>	<input type="checkbox"/>	<input type="checkbox"/>
Is this applicant responsible and dependable?	<input type="checkbox"/>	<input type="checkbox"/>	<input type="checkbox"/>	<input type="checkbox"/>	<input type="checkbox"/>

Do you know of any reason why this applicant would not be suitable for working with minors? ☐ No ☐ Yes

Signature: \_\_\_\_\_ Date: \_\_\_\_\_

Relationship to candidate \_\_\_\_\_

This application will be retained indefinitely in the national Royal Rangers office in electronic format.



# FRONTIERSMEN

CAMPING FELLOWSHIP

## Scout Handbook



*Young Bucks Serving Royal Rangers!*



# Thank You for Serving!

*"But select capable men from all the people-men who fear God, trustworthy men who hate dishonest gain-and appoint them as officials over thousands, hundreds, fifties and tens." Exodus 18:21*

Since early Bible times, God has looked for leaders. Leaders, who are not afraid of war. Leaders, who are willing to take the fight to Satan. God is still looking for leaders today.

As a Frontiersmen Camping Fellowship Scout, you will become a leader. A warrior. Both young bucks and old timers will see you as a leader. To become a leader, one must be prepared and equipped for battle.

A Scout has his eyes trained to the obstacles that Satan will confront us with.

In this FCF Scout Handbook, you will find important information that will assist you in becoming a warrior for Christ.

Luke 22:26 calls leaders to be humble. "Instead, the greatest among you should be like the youngest, and the one who rules like the one who serves." In a leadership position, a leader should be a servant. As a FCF Scout, your main duty is to serve other FCF members.

Thank you for being willing "To Give and To Serve".

**Paul "Grey Owl" Walters**  
National FCF President



## 2 The FCF Scout

The History of the FCF Scout

## 4 The Scout Selection Process

How the Process Works

## 5 Recognition for Service

Earning the DLA and NLA

## 6 Qualifications of a Scout

Becoming One of the Elite

## 9 Outpost Scout

Promoting FCF at the Local Church

## 10 Section Scout

Young Bucks Serving the Local Section

## 11 Chapter Scout

Young Bucks Serving the Chapter

## 12 Territorial Scout

Young Bucks Serving the Territory

## 13 National Scout

Young Bucks Serving the Nation

## 14 The Young Buck Council

Hearing the Voice of the Young Bucks

## 15 Ceremonies and Council Fires

Making Presentations Impressive

## 18 The Scout's Ranger Uniform

Correctly Representing Royal Rangers

## 19 FCF Scout Journal

Chronicle your Time as a Scout



The FCF Scout Handbook— Written and designed by Anthony Hubbard for the National FCF Action Team. This handbook is for use by members of Royal Rangers® and of the Frontiersmen Camping Fellowship. The contents may not be altered without approval of the National FCF Action Team.

Copyright © 2018 National Frontiersmen Camping Fellowship





# THE FCF SCOUT

The history of America can hardly be told without the mention of the frontier scout.

The game trails and foot paths of the American frontier were his road to adventure in a vast unknown. The scout was able to wander into vast American wilderness for months, sometimes years and remember every mountain pass, river and meadow they encountered. They learned the way of the frontier and were able to negotiate the landscape and with the native Americans who inhabited the country.

These men were highly valued by the military, fur companies and settlers who sought to head west for their knowledge of the frontier.

Men like Jim Bridger, Kit Carson, Jedediah Smith, and Jim Beckworth blazed new trails, exploring the frontier for new paths for settlers. Each of these men are remembered for "discovering" a mountain pass or geographic feature that served as a marker for those who would come behind them.

The Frontiersmen Camping Fellowship has chosen the scout to represent our most elite of the Young Bucks of the FCF. From Outpost to National Scouts, each level of scout is a valuable asset to the Royal Rangers leadership they work with.

FCF Scouts are examples in Royal Rangers advancement, FCF advancement and Trappers Brigade. They wear a correct Royal Rangers uniform, live by the Royal Rangers Code, and uphold the ideals of the FCF.

## History of the FCF Scout


From the earliest days of FCF, there have been scouts. The first scout position created was the position of chapter scout.

The purpose of the scout position was to provide a Royal Rangers perspective to an FCF staff. The scout would provide valuable input and speak for the young men in his chapter (district).

The first chapter scout was David Barnes, son of our founder and first National Commander Johnnie Barnes. David was appointed by John Eller, who was the first chapter president in the nation and would later become the first National FCF President.

In time, FCF grew and by 1970, David Barnes was appointed as the first National Scout. Two years later, David Franklin was the first elected national scout at the first National FCF Rendezvous in 1972. After that time, the territorial scout position was developed and the process of becoming a scout set in motion.

**The FCF Scout has always been an important position on the FCF Staff. It is his participation on that staff that provides a young man's insight to the staff he serves on.**



David Barnes presenting the National Scout shooters bag to David Franklin at the 1972 National Rendezvous



From 1972 until 2002, a young man was elected as a chapter scout, invited to run for territorial scout, and then if successful there, invited to run for the position of national scout. During that time there was only one National Scout and one Assistant Scout.

In 2002, the National office reassigned the Territorial Scout as the National Scout from his territory (region) and the Assistant Territorial Scout became the Territorial Scout.

This change created eight national scouts, one from each region and eliminated the assistant scout with the exception of the Chapter Assistant Scout. Since that time we now have scouts from the outpost to the national level.

A full list of all of our previous National Scouts is maintained on the National FCF website at [www.nationalfcf.com](http://www.nationalfcf.com).



## The History of the FCF Scout Gorget

In Royal Rangers, the official insignia of the FCF Scout is the Scout Gorget. The gorget has been used as a symbol of status for more than 800 years.



During the middle ages a chain mail coif (collar) was worn to protect the neck and shoulders in battle. At the beginning of the 16th century this became a piece of plate armor called a "gorget" (French for throat, pronounced "gor-jay") that protected the throat and neck. Worn by knights, it was a symbol of status. By the time of the colonial period, the gorget no longer served as a piece of protective armor, it had become a symbol of rank for the officers of the

European armies that were colonizing North America. During the American Revolution it was adopted by the American Army for the same purpose of identifying rank, status or a duty officer.



The first FCF Gorget was a silver gorget for the National and Assistant National scouts that were engraved with their name and passed on to the next scout. These gorgets were retired in 1994. Those gorgets were replaced with gorgets for that had a medallion affixed to the front that indicated the scout position they served. These were presented to each individual scout to keep.

Today, FCF presents three levels of gorgets- chapter (green), territory (brown) and national scout (red). These are only worn with the FCF outfit and not with the Royal Rangers uniform.





## The Scout Selection Process

### Section Scout

The Sectional Scout is selected by a simple majority vote of the FCF members in each section. This should be administered by the Sectional FCF Representative or the Section Director. It should be by secret ballot.

The Young Buck with the highest number of votes will become the Section Scout, and the Young Buck with the second highest number of votes will become the Assistant Section Scout.

The Chapter, Territory and National Scout selection process is a much different process.

### Scout Application and Personal Reference Forms

Young Bucks who meet the minimum requirements listed in this handbook will submit several documents to the chapter to be included in the Chapter Scout selection event.

The Scout application will need to be completely filled out with appropriate signatures from the candidate, parent or guardian, Outpost Coordinator and pastor. These are required, and without them your application may be sent back to you.

The second document is the Personal Reference form. Your Scout application should be accompanied by three of these forms, filled out and signed by the person completing the form.

These forms are essential to help the scout selection team and the FCF Staff gain some insight into who you are if they don't know you. These reference forms can be completed by teachers, coaches, employers, pastors and others. The only people that cannot fill out these forms are family members.

Only one form may be from a Royal Ranger leader or pastor, the others must be from outside the church.

These forms should be sent to your chapter president no less than 30 days before the scout selection event.

Missing or incomplete applications or personal reference forms can cost you points during the scout selection.

This process will be the same for the Chapter and the Territorial/National Scout Selection.

These forms can be found on the national FCF website.

### The Scout Selection Event

The Scout Selection event will be held at the Chapter Trace and the Territorial Rendezvous. These events are not open to anyone who wishes to participate. The Chapter Scout candidates must have submitted the scout application and personal reference forms no less than 30 days prior to the selection event.

The Territorial/National Scout selection event is conducted by the Territorial Representative or his designee. Only Chapter Scouts are invited to submit an application to the Territorial Representative for participation. In the event that the Chapter Scout has or will turn 18 years of age before the selection, the Assistant Chapter Scout will be substituted.

The outcome for these events will be the top scoring Young Buck will become the Chapter/National Scout, and the second highest scoring Young Buck will become the Assistant Chapter/Territorial Scout.

During the event several categories are scored:

- Royal Rangers Advancement
- FCF Advancement
- Trappers Brigade Advancement
- FCF Outfit
- Tomahawk Throwing
- Knife Throwing
- Flint and Steel
- Black Powder Shoot

Each of these have a point value of 10 points per category, with a total of 80 points possible.

The full scout selection packet can be found on the national FCF website.



If you are serving as a Chapter Scout and you become a Territorial or National Scout, you will immediately resign from the position of Chapter Scout and your Assistant Chapter Scout will then become the Chapter Scout fulfilling the remainder of your term.

A Territorial or National Scout may run for a second term, but he

must meet the age requirements, re-apply and be re-selected as a Chapter Scout to enter the selection for territorial/national scout.

This is the only case where a Territorial or National Scout may serve as both a Chapter and Territorial/National Scout.



## Recognition for Service

As a Chapter, Territorial, or National Scout you are eligible to earn the following awards:

Chapter Scout– District Leadership Award

Assistant Chapter Scout– District Leadership Award

Territorial Scout– National Leadership Award

National Scout– National Leadership Award

There are some requirements to earn these awards

- Be a member of a Chartered Royal Rangers Outpost.
- Be a current Chapter/Territorial/National Scout.
- Consistently present a positive image of Royal Rangers in attitude and attire. When wearing a Royal Rangers uniform it should be correct according to the current national uniform guidelines.
- A minimum of 50 points must be earned from the following categories– Leadership Responsibilities, Activities/Advancement, Outcomes, and Goal Setting.

The applications for these awards are found on the National Royal Rangers website under the resources page, Staff and Organizational Leaders Awards.

Points for these awards are counted from September 1 to August 31 of each year.

The District Leadership Award (DLA) application once completed is sent to your District Director for processing and recognition. These awards are typically awarded at your District Commanders Conference. Since this is recognition for your service as a scout, It could be presented at your chapter trace.

The National Leadership Award (NLA) application is sent to your Territorial Rep or Regional Coordinator if you are a Territorial or National Scout.

Territorial Scouts will be presented their award at either their Territorial Rendezvous or Regional Conference by the Territorial Representative or Regional Coordinator.

The National Scouts will be presented their award at the National LEAD conference. If they are unable to attend LEAD, their award will be presented by their Territorial Representative or Regional Coordinator at the Territorial Rendezvous or Regional Conference.

Those earning a first year award will be presented the Drape medallion and ribbon. Second year and beyond are awarded the corresponding numeral for the number of years earned.

Outpost and Sectional Scouts should strive to earn their Junior Leaders Service Award (JLSA) each year.

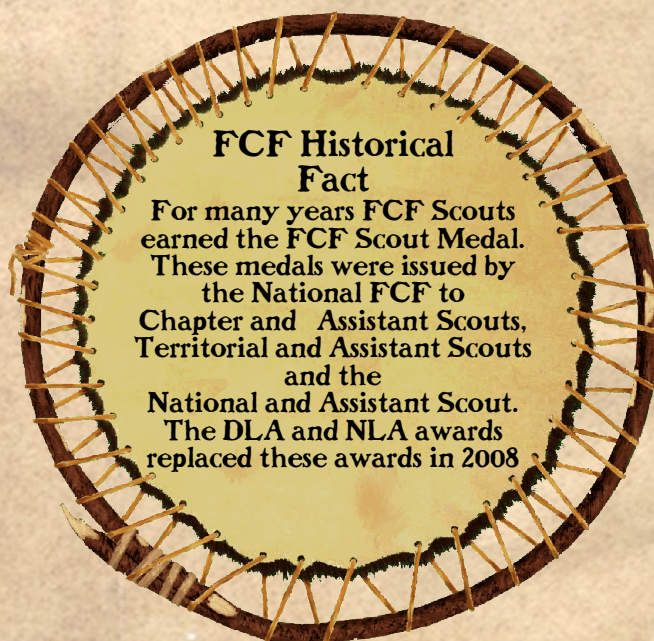
Refer to the Medals and Ribbons and Order of Wear page on the National Royal Rangers website for information on how to properly wear and display these leadership awards with other Royal Ranger awards.



**District  
Leadership  
Award**



**National  
Leadership  
Award**







# FCF SCOUT QUALIFICATIONS

## Becoming one of the Elite

What does it take to become an FCF Scout?  
Here are the basic qualifications are for every scout:

- Be a born again Christian.
- Be an active member of his local church.
- Have the approval of his pastor and his outpost coordinator.
- Be an Adventure Ranger or Expedition Ranger member of a Chartered Royal Rangers Outpost.
- Be a member in good standing\* for a minimum of one year.
- Be an example of leadership to other Rangers.
- Be under the age of 18 at the time of the selection.

Lets examine these qualifications.

When you really get into something, it is very easy to let that interest overshadow other things in your life.

It is great to have hobbies and interests but we need to make sure that we keep our priorities focused on the most important things.

As Christians we need to make sure that we make time to study the Word of God and to spend time in prayer. Discipline yourself to do this daily.

Talk to your pastor or Royal Rangers leader about the best ways to study the bible. A study or devotional bible are good ways to read the scripture.

Find a quiet place to pray, and as you do, keep a prayer journal with you and write down specific items that you want to pray about. As time passes, look back on those needs you have prayed about and see how God has answered those prayers.

Being a member of a chartered outpost is important! Chartering helps support the Royal Rangers ministry. You can serve as an Outpost Scout without being chartered, but to serve as a Section, Chapter, Territorial or National scout, you must be a member of a chartered outpost.

Why is chartering important? It helps strengthen the Royal Rangers ministry helping to developing the resources that are used every week in Royal Rangers outposts.

There a number of other benefits that are listed on the National Royal Rangers website— [www.royalrangers.com](http://www.royalrangers.com).

Being a member of the FCF is quite exciting! But before you can become a scout, you will need to be an FCF member for a minimum of one year. This is to give you time to become familiar with the FCF program and to give

you time to begin the process of advancement.

During this time, you should get the most current version of the FCF handbook, the FCF Experience Workbooks-Frontiersmen, Buckskin and Wilderness and review this information so that you have a good understanding of how FCF works.

Finally, be an example of leadership to Royal Rangers in your outpost and areas of influence. Knowing how to be a leader is a key quality of being a scout.

There is a tale told about General George Washington and why he was considered one of the greatest leaders of our nation.

In the story, a rider on horseback came across a squad of continental soldiers who were trying to move a heavy piece of timber.

A corporal stood by, giving lordly orders to "Heave!"

But the piece of timber was too heavy for the squad.

"Why don't you help them?" asked the quiet man on the horse, addressing the important corporal.

"Me? Why, I'm a corporal sir!"

Dismounting, the stranger carefully took his place with the soldiers.

"Now, all together boys – heave!" he said. And the big piece of timber slid into place.

The stranger mounted his horse and addressed the corporal. "The next time you have a piece of timber for your men to handle, corporal, send for your commander-in-chief."

The horseman was General George Washington, the commander in chief of the Continental Army who would go on to become the first American President.

This story reminds us that leadership isn't barking orders at those around you, it's helping them with the heavy lifting.

Respect isn't earned by staying on your horse, but from getting down, rolling up your sleeves and getting your hands dirty.

Following these basic qualifications will put you on the path of becoming a great scout!

***\*Member in good standing is defined as having participated in at least one FCF event or activity during the last twelve (12) months, and be actively involved in a chartered Royal Rangers Outpost.***



What makes a great scout? Some might think it is having the best FCF outfit or being great at frontier skills. However, when it comes to serving as a scout, there are a few key items that are important to remember.

## A Right Spirit

Having the right attitude is a must! Being a leader is not about having a title or authority over someone else. Leadership is a trait that is developed over time and not something that you are born with.

As a representative of other young bucks within your area of influence, it is important to keep and maintain the right spirit throughout your tenure as a scout.

The FCF leadership can serve as mentors to you to help you develop your leadership skills. Don't be afraid to take constructive advice from these leaders.

Your daily prayer life and time in the Word will be the best way to develop a right spirit. As you grow closer to the Lord, you will begin to notice changes in your life and your attitude.

## Enthusiasm

It is very difficult to succeed in leadership without enthusiasm. If you don't believe in what you are doing, why should others? As a scout, you must be sold on the idea that you are able to make a difference in your area of influence.

Your excitement should not only be for FCF. You should have the same level of excitement in your Outpost, for advancement, and all aspects of Royal Rangers.

Excitement is contagious! Your excitement will inspire others to be excited about those things that you are a part of.

## Setting a Good Example

As an FCF Scout you are always being watched by those around you. Especially other Young Bucks! As a representative of FCF and Royal Rangers it is important that you live by the Ranger Code in all things that you do. People are always watching even when you don't know it.

Your social media presence is also a place to be sure that you are protecting yourself and the brand of Royal Rangers. Be cautious of what you upload to Facebook, Instagram, Twitter, Snapchat and others. Before posting or re-tweeting, ask yourself if this is something that measures up to what the Apostle Paul instructed the church at Philippi:

*<sup>8</sup>Finally, brethren, whatsoever things are true, whatsoever things are honest, whatsoever things are just, whatsoever things are pure, whatsoever things are lovely, whatsoever things are of good report; if there be any virtue, and if there be any praise, think on these things.*

Philippians 4:8

Measure everything you post online by this and you can't go wrong. Strive to live your life as an example to others.

Another area you can set a good example is in wearing your Royal Rangers uniform. Wearing your uniform correctly is important! When you wear your uniform, you are identifying yourself with a global ministry with more than 50 years of history.

As a scout it is important that you follow all of the guidelines established by the National Royal Rangers ministries. Information on uniform wear can be found at in the Royal Rangers Uniform guidelines book (2018) and at [www.RoyalRangers.com/programs/uniforms](http://www.RoyalRangers.com/programs/uniforms).

There are some specific details concerning the Royal Rangers uniform and the details for FCF Scouts on page 18 of this handbook.

Royal Rangers and FCF advancement is another area that you can be an example to others young men in your area of leadership. If you have not already earned it, you should continue to strive toward earning your Gold Medal of Achievement, and if possible the GMA with Merit or Honor. The same can be said of FCF advancement. If you have not already earned Wilderness, you should continue until you do.



## Develop Initiative

Everyone loves it when someone goes the extra mile for them. FCF scouts should not only fulfill the duties that are outlined for them, but to endeavor to go above and beyond what is expected.

There is an old saying, "Some people are like wheelbarrows, they have to be pushed before they will go anywhere."

As a scout, you should not have to be pushed, you do the job that you have been selected to do. You should always be ready and eager to serve.

For example, when you build a council fire, don't just build the fire, take great care to build the best fire



that you possibly can, clean up the area, stage the fire fighting equipment, and get everything ready for the service.

Going the extra mile will earn you the respect and admiration of those you serve and the leadership you work with.

Learning to take initiative now as an FCF Scout and Royal Ranger, there will always be a place of leadership for someone who is willing to go above and beyond the call of duty.

## **A Sense of Humor**

A scout without a sense of humor will have a tough time doing the job. You need to learn to be able to laugh at yourself!

You will make mistakes, and often times things won't go as planned. That is OK! Don't be so tightly wound that you can't laugh with others when you make a mistake. Learn not to take things too seriously.

## **Give Recognition to Others**

We all like to be recognized and appreciated. Some of the greatest recognition a young man can receive comes from his peers. As a scout, it is important that you recognize other young men around you for their accomplishments. This could be in the form of attending the Gold Medal of Achievement service of another young man in your chapter, or attending a council of achievement at another outpost.

This could also be in the form of a letter of congratulations or a note sent to the young buck if you are unable to attend their presentations.

It is just this type of encouragement that you can provide to encourage other young men to continue to advance not only in Royal Rangers, but in the FCF and Trappers Brigade.

## **Willing to Learn**

A great scout will have a willingness to learn about his job and how to do it well. The fact that you are reading this handbook is proof of that!

Learn all that you can from the leadership around you. There are many who have been scouts before you that can offer you some insight as to how to do the job.

Don't fall into the trap of having a "Know it all" attitude. Be alert to new ideas and techniques that will benefit not only yourself but other Young Bucks, and the FCF.

Carefully listen to ideas and instructions of the FCF

leadership that you interact with. Listen to the Young Bucks when you hold your Young Buck Council. You never know, their ideas may be the next big thing in FCF.

Lead by example in Royal Rangers, Junior Training and FCF.

## **Be Unselfish**

An unselfish attitude is not only an important trait for all Royal Rangers, but it is doubly important for those in leadership.

As a scout, you should consistently display an unselfish attitude towards others. This does not mean that you should not pursue your dreams. It simply means to live like Jesus would and prefer your brother above yourself.



Many years ago there were two brothers from the Rivermen Territory who were both running for the same territorial scout title.

As each of the young men who had turned out to run for that scout position were allowed to say a few words as to why they would like to be the next Territorial Scout, each laid out his accomplishments and reasons as to why he should be elected.

When it came time for the younger of the two brothers to explain why he should be elected, he simply stated, "I'm not here to become scout, I'm here to vote for my brother." What an unselfish attitude!

A few years later that young man would become the National FCF Scout.

## **A Man of Prayer**

Do you want to become a great leader? Become a man of prayer.

Set aside time each day to pray. Pray for your needs. Pray for those around you, for our leaders and even those we don't like very much. Before long you will find that it becomes a part of your daily life. As you quiet yourself and begin to listen, you will hear the Lord speak to your heart and give you direction for your life.

As a scout, make prayer a daily part of your life.





## Presenting Devotions

As a Scout, you will be called upon from time to time to present a devotion.

This could be in a weekly outpost meeting, Chapter Trace, Territorial Rendezvous or an FCF Staff meeting.

Presenting a great devotion begins with much prayer. Only God knows what is happening in the lives of everyone in your audience. When you pray, ask the Holy Spirit to help guide you to deliver the word that is needed for each individual that hearing you present your devotion.

Here are a few guidelines that will help you as you prepare to present your devotion:

1. Begin by prayer and study. Knowing your devotion well will help you with your presentation.
2. Select one Spiritual truth for emphasis and develop your devotion around that. One strong point is more valuable than several weaker ones.
3. Always use a simple story, illustration, or demonstration that is related to your point. Complicated and irrelevant descriptions should be avoided.
4. If you are using a personal story, be sure that you have permission from those who were involved to tell the story. Also, be sure that it is relevant to the point that you are making.
5. Know how to transition into a closing that will bring the point home. By practicing your devotions before you deliver them, you will be able to move into a natural close to the devotion.

6. Be sensitive to the guidance of the Holy Spirit during your presentation. He knows your audience better than you could ever know. Allow Him to speak through you.

7. Always remember to finish with prayer.

In chapter 23 of the Royal Rangers Leaders Manual, there is a section on "How To Build A Devotion". In this section, you will find instruction on the P.I.E.R method of building a devotion.

If you have never presented a devotion or you just need to refresh your methods, the P.I.E.R. method (Point, Instruction, Example, Reference) of developing a devotion will give you a great foundation on how to go about doing this.

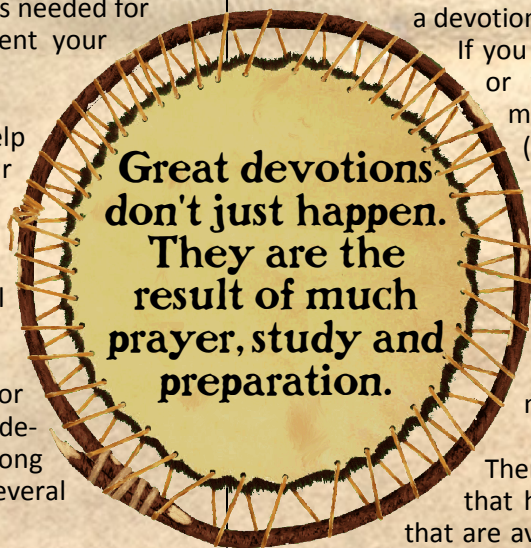
Keep in mind that most devotions will only be 5 to 7 minutes long.

There are also a number of devotions that have been written over the years that are available for you to review. These can be found on the Leaders track of TracClub.

A final thought on presenting devotions- don't think that to be successful you need to copy another persons style. God made you unique and gave you your own style and abilities! Use your own style and technique in your delivery.

When you first start giving devotions, they might be rough. Don't let that stop you. Even the greatest orator had to start somewhere.

As you continue to present devotions you will notice how easily you make the presentation. As you allow the Holy Spirit to speak through you, you will become more comfortable than you would have ever thought.







# OUTPOST

## FCF SCOUT

The Outpost Scout is the entry level scout position in Royal Rangers. Each Outpost may have up to two scouts, one in Adventure Rangers, and one in Expedition Rangers. When you accepted this position you should have been interviewed by your Outpost Group leader during your Junior Leadership Foundations interview. After completing the assignment in JLF, you will be authorized to wear the Outpost Scout patch (pictured) on your Royal Rangers uniform.

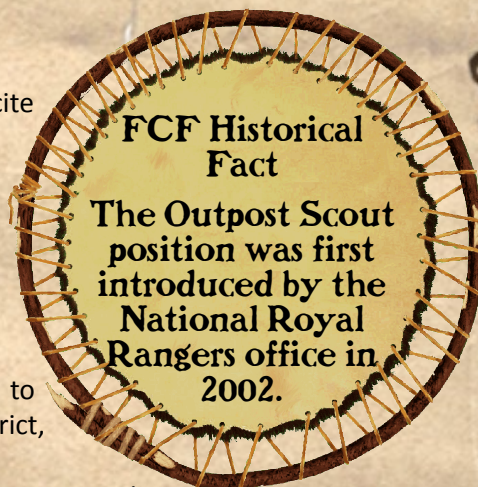
The role of the Outpost Scout is to encourage those in your outpost to become members of FCF, attend FCF events and to encourage them to advance in FCF and Trappers Brigade.

Young men who serve in this role should secure copies of the latest edition of the FCF handbook, a copy of the FCF Experience workbooks and the FCF applications. As a scout, you will find that having a good working knowledge of FCF is very important. These resources will help you help others.

The National FCF website— [www.nationalfcf.com](http://www.nationalfcf.com), is a great resource for additional information such as outfit judging forms, score sheets and other forms.

### Duties for Outpost Scout:

- Living by the Royal Rangers Motto, Pledge, and Code, and being ready to recite them and explain the meaning of the Royal Rangers Emblem whenever asked.
- Working with other outpost leaders to ensure the outpost functions well
- Encouraging all outpost members to complete merits and advancements
- Setting the standard by aggressively continuing to earn merits and advancements
- Assisting your Outpost with Outpost FCF nights
- Completing and assisting in junior leadership training
- Encouraging all outpost members to participate in outpost, section, district, and national events
- Encouraging Rangers to actively participate in Trappers Brigade and community service projects
- Actively participating in and attending outpost, group, and patrol activities and events
- Wearing the outpost's prescribed Royal Rangers uniform proudly and correctly
- Enthusiastically showing Royal Rangers spirit







# SECTION

## FCF SCOUT

The Section FCF Scout is selected from among the Young Buck members within your section. He does not have to already be an outpost scout, or have served as a chapter scout. He will be elected by popular vote for a one year term by the FCF members of your section.

The Section FCF Scout, much like the Outpost Scout serves to encourage Royal Rangers in his area to join FCF, attend FCF events, and advance in Royal Rangers, FCF and Trappers Brigade.

The term of office for an Section Scout is one year and may be re-elected for a second term. He should not succeed himself more than one time.

Section Scouts will be awarded a pine green name tag with the year that they serve and the position they serve in. This should be 3"x3/4" with white letters. Section Scouts do not wear any insignia on their collar nor do they wear a staff patch.

**2017 SECTIONAL 2018  
FCF SCOUT**

**2017 SECTIONAL 2018  
FCF ASSISTANT SCOUT**

### **Duties of the Section/Assistant Section Scout**

The Section Scout is elected to provide leadership among other boys in FCF within his section. He is also tasked with providing a boys perspective of FCF to the adult leadership. His responsibilities include the following:

- Assist in planning, organizing and conducting FCF events in your Outpost, Section and Chapter.
- Learn from Sectional leadership and accept responsibilities as assigned.
- Serve as a role model for other boys.
- Conduct periodic planning and information meetings with the Outpost Scouts within his section. The purpose of these meetings is to encourage and promote membership within the local outposts, earning Royal Rangers advancements, FCF advancement, Trappers Brigade projects and attendance at FCF events. The Scout will be responsible for the minutes of this meeting. He will distribute a copy of the minutes to the FCF Rep and Section Royal Rangers Director not later than two (2) weeks after the meeting is held.
- Maintain correspondence with the Outpost Scouts and the Chapter Scouts.
- Maintain an FCF outfit and wear his outfit (or outfits) at all events.
- Attend the FCF sponsored events in his Chapter, Territory and strive to attend National Rendezvous.
- Attend Sectional Staff meetings.
- Assist in the planning and conducting of FCF events.







# CHAPTER

## FCF SCOUT

The Chapter Scout and Assistant Chapter Scout are members of the District FCF Committee.

They are chosen from among the eligible Young Bucks within the chapter in which they are members using the Scout Selection guidelines found on the National FCF Website. The Scout application should be submitted with the Personal Reference forms no less than thirty (30) days prior to the Scout Selection event. This is normally held at the Chapter Trace and is conducted every two years. There are eight categories that are scored during the selection process, and the top scoring Young Buck becomes the Chapter Scout, and the second highest scoring Young Buck becomes the Assistant Chapter Scout.

The Chapter Scout and Assistant will wear the pine green name tab indicating his position. This is worn on the pin format utility uniform or vest. The Chapter Scout and Assistant may wear the Staff patch in lieu of their outpost numerals. Chapter Scouts will not wear any insignia on their collar.

The name tag is 3"x 3/4" pine green with white letters.

The Chapter Scout will be presented the Chapter Scout Gorget. This should be strung with trade beads prior to awarding the gorget to the scout.

As a member of the district staff, the chapter and assistant chapter scout are eligible to earn the District Leadership Award presented by the District Royal Rangers.



2016 CHAPTER 2018  
FCF SCOUT

2016 CHAPTER 2018  
FCF ASSISTANT SCOUT

The Chapter Scout will be invited to participate in the Territorial/National Scout Selection held at your regions Territorial Rendezvous. In the event that the Chapter Scout has turned 18 before the Territorial Rendezvous, the Assistant Chapter Scout will fill this role for the Chapter.

### Duties of the Chapter/Assistant Chapter Scout

- The Chapter Scout is elected to provide leadership among other boys in FCF. He is also tasked with providing a boys perspective of FCF to the adult leadership. His responsibilities include the following:
  - Assist in planning, organizing and conducting FCF events.
  - Learn from District leadership and accept responsibilities as assigned.
  - Serve as a role model for other boys.
  - Conduct periodic planning and information meetings consisting of the FCF boy membership within the Chapter. The meetings will be known as the "Young Buck Council". This meeting will be chaired by the Chapter Scout under the supervision of a minimum of one adult FCF Committee member. The Young Buck meeting should be held at an FCF event which draws the maximum number of FCF boys. The purpose of this meeting is to allow the membership of boys to voice their opinions and feelings on any part of FCF. The Scout will be responsible for the minutes of this meeting. He will distribute a copy of the minutes to the FCF Committee not later than four (4) weeks after the meeting is held.
  - Maintain an FCF outfit and wear his outfit (or outfits) at all events.
  - Attend the FCF sponsored events in his Chapter, Territory and strive and to attend National Rendezvous.
  - Attend Chapter Staff and Committee meetings.
  - Assist in the planning and conducting of FCF events.
  - Responsible for building and lighting council fires at Chapter and special FCF events.
  - Be prepared to present a devotion to the FCF membership when asked.







# TERRITORIAL

## FCF SCOUT

The Territorial Scout is a member of the Regional Royal Rangers Staff. He is chosen from among the eligible Chapter Scouts in his Territory (Region) using the Scout Selection guidelines found on the National FCF Website. The Scout application should be submitted with the Personal Reference forms no less than thirty (30) days prior to the Scout Selection event. This is conducted every two years at the Territorial Rendezvous. There are eight categories that are scored during the selection process, and the top scoring Young Buck becomes the National Scout, and the second highest scoring Young Buck becomes the Territorial Scout.



The Territorial Scout will wear the pine green name tab indicating his position. This is worn on the pin format utility uniform or vest.

The Territorial Scout will wear the National Staff patch in lieu of their outpost numerals and Geographic patch.

Territorial Scouts will not wear any insignia on their collar.

The name tag is 3"x 3/4" pine green with white letters.

The Territorial Scout will be presented the Territorial Scout Gorget. This should be strung with trade beads prior to awarding the gorget to the scout.


As a member of the Regional Staff, the Territorial Scout is eligible to earn the National Leadership Award presented by the National Royal Rangers office.

**2017 TERRITORIAL 2019  
FCF SCOUT**

In the event that the National Scout cannot fulfill his term, the Territorial Scout should be ready to assume the role of the National Scout.

### Duties of the Territorial Scout

- The Territorial Scout is selected to provide leadership among other boys in FCF in his region. He is also tasked with providing a boys perspective of FCF to the adult leadership of the Regional Staff.
- Assist in planning, organizing and conducting FCF events, specifically the Territorial and National Rendezvous.
- Learn from District and Regional Staff and accept responsibilities as assigned.
- Serve as a role model for other boys.
- Conduct information meetings consisting of the FCF boy membership within the Territory. The meetings will be known as the "Young Buck Council". This meeting will be chaired by the Territorial Scout under the supervision of a minimum of one adult FCF Committee member. The Young Buck meeting will be held at Territorial FCF Rendezvous. The purpose of this meeting is to allow the membership of boys to voice their opinions and feelings on any part of FCF. The



Territorial Scout will be responsible for the minutes of this meeting. He will distribute a copy of the minutes to the Territorial Rep and Regional Coordinator not later than four (4) weeks after the meeting is held.

- Maintain an FCF outfit and wear his outfit (or outfits) at all events.
- Attend the FCF sponsored events in his Chapter, Territory and strive and to attend National Rendezvous.
- Attend Regional Staff and Committee meetings.
- Assist in the planning and conducting of FCF events.
- Responsible for building and lighting council fires at Rendezvous and special FCF events.
- Be prepared to present a devotion to the FCF membership when asked.





# NATIONAL FCF SCOUT

The National Scout is a member of the National FCF Action Team. He is chosen from among the eligible Chapter Scouts in his Territory (Region) using the Scout Selection guidelines found on the National FCF Website. The Scout application should be submitted with the Personal Reference forms no less than thirty (30) days prior to the Scout Selection event. This is held at the Territorial Rendezvous, and is conducted every two years. There are eight categories that are scored during the selection process, and the top scoring Young Buck becomes the National Scout, and the second highest scoring Young Buck becomes the Territorial Scout.



The National Scout will wear the pine green name tab indicating his position. This is worn on the pin format utility uniform or vest.

The National Scout will wear the National Staff patch in lieu of their outpost numerals and Geographic patch.

National Scouts will not wear any insignia on their collar.

The name tag is 3"x 3/4" pine green with white letters.

The National Scout will be presented the National Scout Gorget.

This will be strung with trade beads prior to awarding the gorget to the scout.

As a member of the National FCF Action Team, the national scout is eligible to earn the National Leadership Award presented by the National Royal Rangers office.

**2017 NATIONAL 2019  
FCF SCOUT**

## Duties of the National Scout

- The National Scout is selected to provide leadership among other boys in FCF in his region. He is also tasked with providing a boys perspective of FCF to the National FCF Action Team meetings held at the LEAD National Council and Conference.
- Assist in planning, organizing and conducting FCF events, specifically the Territorial and National Rendezvous and National Camporama.
- Learn from District, Regional and National Staff and accept responsibilities as assigned.
- Serve as a role model for other boys.
- Conduct information meetings consisting of the FCF boy membership present at the National Rendezvous or National Camporama. The meetings will be known as the "Young Buck Council". This meeting will be chaired by the Eight (8) National Scouts under the supervision of a minimum of one National FCF Staff member. The purpose of this meeting is to allow the membership of boys to voice their opinions and feelings on any part of FCF. The National Scouts will be responsible for the minutes of this meeting. They will distribute a copy of the minutes to the National FCF President



not later than four (4) weeks after the meeting is held.

- Maintain an FCF outfit and wear his outfit (or outfits) at all events.
- Attend the FCF sponsored events in his Chapter, Territory and strive to attend National Rendezvous.
- Attend the National FCF Action Team meetings held at LEAD each year during their term.
- Assist in the planning and conducting of FCF events.
- Responsible for building and lighting council fires at Rendezvous and special FCF events.
- Be prepared to present a devotion to the FCF membership when asked.





# YOUNG BUCK COUNCIL

Quite possibly one of the most important jobs that you will do as a scout is to hold a "Young Buck Council".

This is a gathering of Young Bucks lead by the scouts to hear directly from Young Bucks present at an event.

A list of questions should be decided upon by the scouts and shared with the chapter president, territorial representative or national FCF staff. The FCF staff members may have some additional questions that you might need to add for input that they need for different events.

During the meeting an FCF staff member should be present to help maintain order and help steer the conversation in the right way. This staff member should allow the scouts to have complete control and only step into the conversation if things get out of hand.

Notes should be taken on the responses given to the questions, and these notes should be transcribed into a readable document that is forwarded to the chapter president, territorial rep or national FCF staff. This should be completed within four (4) weeks of the meeting.

Develop your questions in a way that you will get honest answers from the young bucks. Keep in mind that some things in Royal Rangers are easier to change than others.

Let the conversation move organically. Sometimes you will think of a question while the conversation is going. This is a good way to find out what the Young Bucks are thinking.

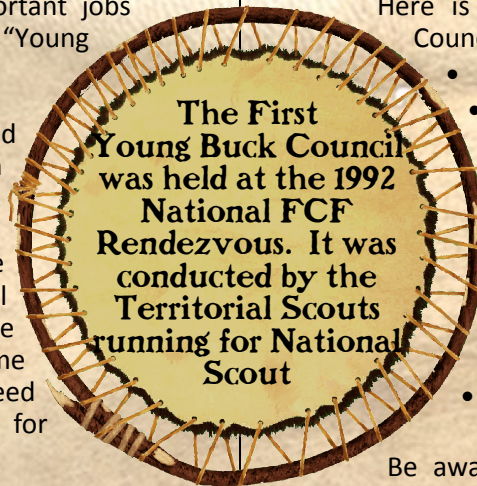
Here is a sample agenda for a Young Buck Council:

- Open In Prayer
- Introduce the Scouts present
- Explain the purpose of the meeting
- Lay some ground rules (remember to Live by the Ranger Code)
- Begin asking prepared questions
- Facilitate the discussion
- Ask final questions
- Close in prayer
- Thank everyone for coming

Be aware of the time during your meeting. This should only last an hour at the most.

These meetings should be held at Chapter Trace, Territorial Rendezvous, and National Rendezvous/ National Camporama.

Contact the FCF leadership and ask that the Young Buck Council be added to the schedule of these events.







# CEREMONIES AND COUNCIL FIRES

## Making Presentations Impressive

For centuries, the native American nations across the expanse of North America held what we call today a "Council Fire".

In tradition, the council fire was a gathering of warriors around a central fire for the purposes of handing down the history of their nation, telling the stories of their people beginning with the oldest most revered members of that people.

The warriors would gather around the fire in three distinct groups— the oldest and wisest of the warriors would gather closest to the fire, followed by the middle aged warriors and then the youngest warriors on the outer ring.

They would listen intently as the most aged warriors would recount the stories of their people told to them by their fathers and their fathers father. They used these times to pass down knowledge of their people.

They were also used to gather the people at times when decisions needed to be made or for great celebrations.

The Council Fire was a very important part of in the lives of the native American culture.

In the Frontiersmen Camping Fellowship, our council fires follow in that same tradition and continue to be an important part of our ceremonies conducted in the FCF.

At the chapter and territorial level, scouts have a number of key responsibilities that center around the Council Fire.

### Building an Impressive Set

The council fire starts with developing an impressive setting. Care should be taken to chose an area that has the most natural look around the fire. This could be at the center of the camp or it could be a site just off from the camp. Wherever your site is, you should coordinate with the Chapter President or Territorial Representative about where he wants to set up the council fire area.

Since the council fire is the central focus, it should be built up off of the ground if possible. This can be accomplished by building an altar made from 4x4 lumber. This is laid out in a square and stack 3-4 squares on top of each other. This is covered with a 4'x4' sheet of 1/2" plywood. This is then covered with a layer of dirt at least 5" thick that will protect the wood from burning. This method is very portable and can be built on site where you need it.


Altars could also be made from stacking natural stone and covering it with a layer of dirt, or by using a pre-established fire ring. The point is that it needs to be impressive.

### Building the Fire

Before building your fire, you need to select the right materials for the fire.

You will need enough wood to build a fire that last for about an hour. This will make your fire about 18-20 inches tall and 24 inches square at the base.

In building your fire, make sure that you use dry, seasoned wood and not freshly cut green wood. Using green wood will result in a lot of smoke and not much flame.





Using dry seasoned wood will produce a good flame and burn cleanly.

When building your fire, cut an area in the center of the council fire that is big enough to place a full roll of toilet paper in the center. Make sure that it is deep enough in the fire to hide it from sight. This should be in the third and forth layers of the council fire. The top layer, also referred to as the deck, will be uncut and will cover the top of the toilet paper.

Your tipi will sit on top of the deck and be the finishing piece of the council fire. If you are lighting the fire with flint and steel, be sure that you leave a place in the rear of the tipi so that you can lay your birds nest inside it.

The final step is to douse the entire fire with lamp oil about 10-15 minutes prior to the arrival of the FCF members arrival at the council fire area. Pay special attention to make sure that the roll of toilet paper placed in the center of the fire is thoroughly soaked.

Using this method will ensure that your fire will light and burn every time. Other methods will work, but this is a tried and true method that has never failed if built properly.

### **Fire Fighting Equipment**

Prior to night fall, make sure that you have all the fire fighting equipment available and near by.

You should have a five gallon bucket of water, a five gallon bucket of dry dirt, and a shovel.

If you are tasked with building the fire, contact your chapter president or territorial rep to make sure that this equipment is available on site.

### **Lighting the Council Fire**

There are several ways that a council fire could be lit during an FCF event.

**Flint and steel-** Every FCF member has been taught how to use their flint and steel set to light fires. As a scout, you will be called on often to light fires before the assembly of FCF members at various events.

You will need a good, dry birds nest, charred cloth flint and steel kit.

It is usually dark when you will be doing this, so take care to not lose your flint or striker while lighting the fire.

**Torches-** There are some options for ceremonies that use torches for the Frontier Adventure and the Buckskin Challenge. Chapter Scouts play a significant role during

those ceremonies. Your chapter president or territorial representative will give you some guidance on those roles and what is needed at that time.

### **Ceremonies**

As a scout you will be called upon to participate in various ceremonies. Some of those instances will be

- The Frontier Adventure Opening
- The Frontier Adventure Closing Ceremony
- The Buckskin Challenge Closing Ceremony
- Lighting of the Council Fire at Chapter Trace
- Lighting of the Council Fire at Territorial Rendezvous

Scouts should be ready with a complete FCF outfit to wear during these ceremonies. As the representative for boys in FCF, the scout should always present himself in a sharp FCF outfit to inspire other young men to develop their outfits.

### **Council Fire Options**

In the event that you are unable to build a Council Fire because of a fire ban or extreme fire danger, your chapter president or territorial representative has a number of non fire options that are listed in the Frontier Adventure Guidelines.

If you don't have the material to build an altar for the council fire, it is still appropriate to build the fire on the ground.

Be sure to follow all fire safety rules outlined in the Fire Craft merit, including building a stone fire ring.







When building a council fire, a good practice is to use wire and screws to secure the fire. This will keep the fire from rolling off of a platform or collapsing when it burns down.


Use a strong lightweight steel wire in the construction of the fire. You will need the following tools when using wire to build your fire: Impact driver or drill (impact driver is best), light weight steel wire, 2" and 3" coarse thread screws, wire cutters, pliers, and needle nose pliers.

When setting the screws, start the screw, wrap the wire around it and then finish sinking the screw. Repeat this on each side.

When building the tipi, wire the tripod together, then sink a screw against each end of the tripod. Twist the wire around the screw and the wood to secure. After the tripod is secure, complete the tripod and then wrap the top of the tripod with wire.

Place your tinder and toilet paper in the fire and then cover the entire fire with a large sheet of plastic to keep the fire dry until it is time for you to light your fire.

Remember— well built fires are impressive!








# THE FCF SCOUT'S RANGER UNIFORM

## Correctly Representing Royal Rangers

It is of the utmost importance that an FCF Scout wears his uniform correctly. As a scout, you represent the very best of the Royal Rangers ministry. Wearing an incorrect uniform is not only in poor taste, but it also misrepresents the Royal Rangers ministry. The National Royal Rangers website has much more detailed information on order of wear for ribbons, pins and other insignia, etc. at [www.RoyalRangers.com/programs/uniforms](http://www.RoyalRangers.com/programs/uniforms)


We will focus here on the patch and pin format for the Utility Uniform for the Chapter/Territorial/National Scout.



**Patch Format**

Above is the set up for a chapter scout in patch format. No pins are worn with this option, the district staff patch is worn under the geographic patch. The Chapter Scout name tag (or Territorial/National if that is your position) is not worn on the patch format.

Below is set up for the pin format of a National/Territorial Scout. The FCF advancement pin is worn and not the FCF utility patch. The National Staff patch is worn 1/2" from the top center of the seam on the right shoulder, advancement patches are worn 1/2" below the National Staff patch. The National Scout Name tag is worn with this option. Ribbons are worn centered over the left pocket. A single drape medal (optional) is worn centered along the top seam of the pocket. This set up is the same for the dress uniform. Be sure that all current uniform guidelines are followed. Upon completion of the term as scout, all staff patches should be removed.



**Pin Format**



# FCF Scout Journal

During your time as an FCF Scout, you will have opportunities to meet many people and discuss different issues with those that you represent. Use this journal page to write those ideas down so that when you participate in a staff meeting with the FCF leadership that you report to, you will have written that down and can address that issue with the FCF Leadership.

This image shows a single sheet of white paper with horizontal blue or grey ruling lines. The lines are evenly spaced and run across the width of the page. There is no handwriting or other markings on the paper.



# The FCF Pledge

I share with you the warmth  
and glow of this campfire.

These crimson flames are a  
symbol of our fellowship and  
adventures in camping.

I promise to share with you the  
warmth of Christian friendship  
and with others the light of my  
Christian testimony. I promise  
to keep alive the spirit of FCF  
in my personal life and to  
observe at all times the  
principles of Royal Rangers.



**FRONTIERSMEN**  
CAMPING FELLOWSHIP  
*Scout Handbook*